

DAE-A PUMP DILP Series

**VERTICAL, INLINE, SINGLE STAGE,
VOLUTE CASING CENTRIFUGAL PUMPS**



DAE-A PUMP CO., LTD.
www.daea-pump.com

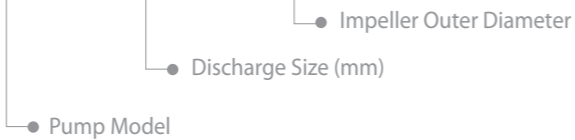
DILP Series

Vertical, Inline, Single Stage, Volute Casing Centrifugal Pumps



TYPE NOMENCLATURE

DILP 40 - 250



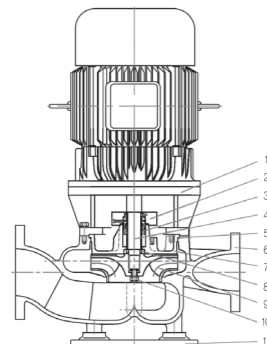
APPLICATIONS

- Architectural facility purpose for building
- For transfer of agricultural water
- Industrial plant facility
- Water supply, ressurization and heating and cooling
- Condensate water system and general industrial purpose

STANDARD SPECIFICATION

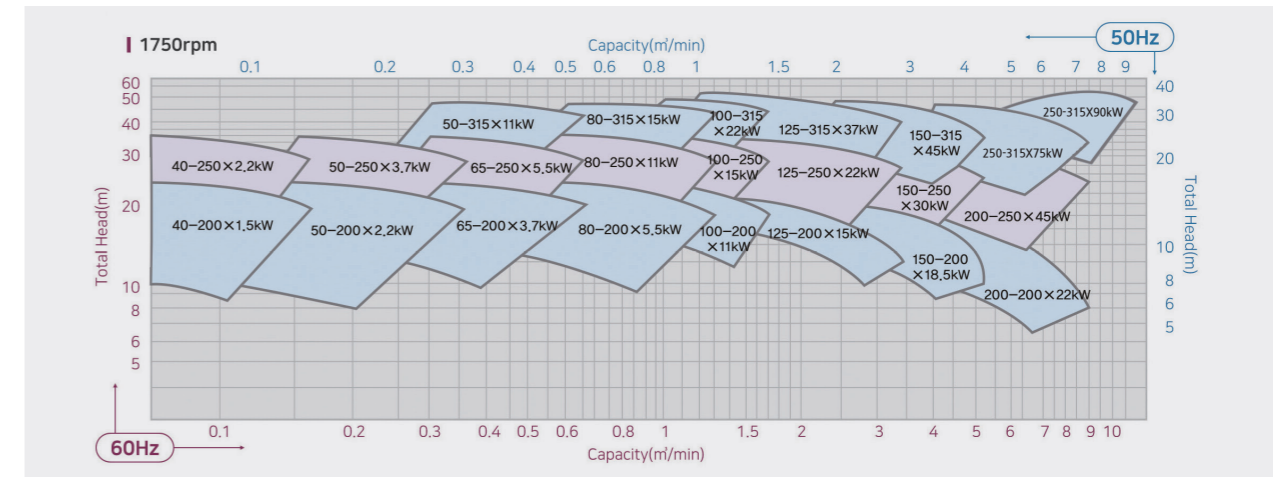
Capacity	0.1~10m ³ /min
Total Head	10~80m
Temperature	-20°C ~ 120°C
Revolution	1750rpm, 3500rpm(60Hz)
Rotation	C.W(Viewed from drive end)
Sealing	Mechanical Seal
Flanges Rating	• Ratings : KS 10, 20Kgf/cm ² , ANSI 150lb • Facing : FF, RF
Materials	• GC200, SC420, SSC13-14-16(ASTM CF-8, CF-8M, CF-3M) • Hastelloy-B-C, Titanium, Carpenter20, Alloy-20
Bearing Lubricant	Grease Type

SECTIONAL DRAWING

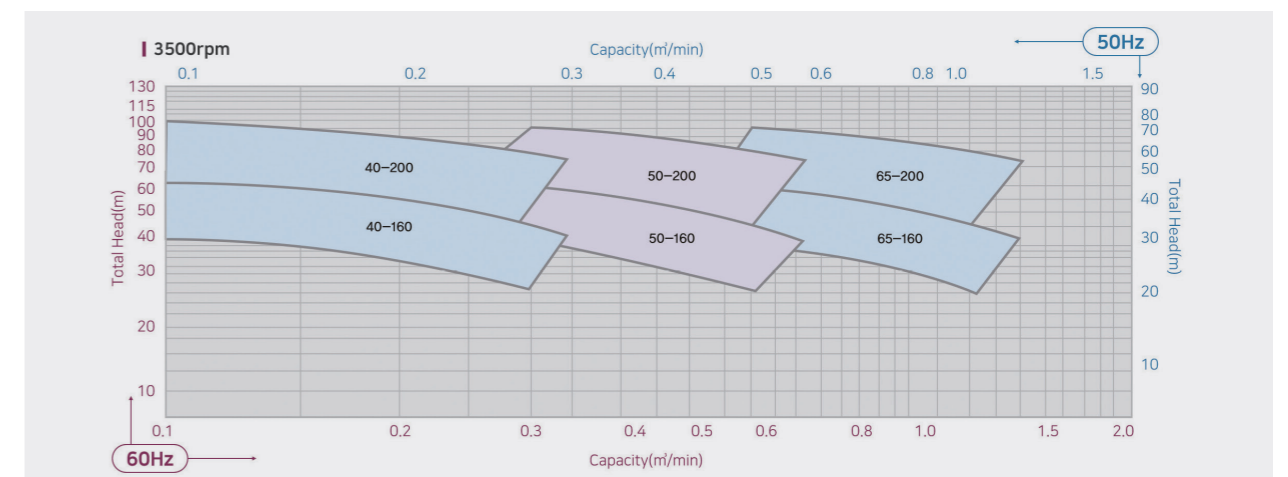


No.	NAME OF PARTS
1	Motor Frame
2	M/C Seal Cover
3	Mechanical Seal
4	Shaft
5	Casing Gasket
6	Casing
7	Casing Cover
8	Shaft Sleeve
9	Impeller
10	Impeller Nut
11	Base Plate

SELECTION CHART



Model	SUC	DIS	kW	Q(m ³ /min)	H(m)	Q(m ³ /min)	H(m)	Q(m ³ /min)	H(m)	M/2(∅)	IMPELLER(∅)
DILP40-200	40	40	1.5	0.07	24	0.12	22	0.16	20	∅20	∅224
DILP40-250	40	40	2.2	0.07	36	0.12	33	0.16	30		∅275
DILP50-200	50	50	1.5	0.15	15	0.25	13	0.35	10	∅25	∅184
DILP50-250	50	50	3.7	0.15	36	0.25	33	0.35	20		∅235
DILP65-200	65	65	3.7	0.3	24	0.5	22	0.65	20		∅224
DILP65-250	65	65	5.5	0.3	36	0.5	33	0.65	29		∅284
DILP65-315	65	65	11	0.3	47	0.5	45	0.65	44	∅35	∅315
DILP80-200	80	80	5.5	0.6	24	1.0	21	1.3	18	∅25	∅235
DILP80-250	80	80	11	0.6	36	1.0	33	1.3	29		∅284
DILP80-315	80	80	15	0.6	47	1.0	45	1.3	44		∅320
DILP100-200	100	100	11	1.0	23	1.4	21	1.7	18		∅235
DILP100-250	100	100	15	1.0	36	1.4	33	1.7	29		∅284
DILP100-315	100	100	22	1.0	49	1.4	47	1.7	44		∅320
DILP125-200	125	125	15	1.2	21	2.5	17	3.4	12	∅35	∅224
DILP125-250	125	125	22	1.2	35	2.5	32	3.4	27		∅284
DILP125-315	125	125	37	1.2	50	2.5	47	3.4	40		∅330
DILP150-200	150	150	18.5	2.4	20	4.0	17	5.2	10		∅235
DILP150-250	150	150	30	2.4	34	4.0	31	5.2	25		∅284
DILP150-315	150	150	45	2.4	47	4.0	44	5.2	35		∅330
DILP200-200	200	200	22	4.0	19	6.0	15	9.0	8		∅235
DILP200-250	200	200	45	4.0	32	6.0	30	9.0	24	∅45	∅295
DILP200-315	200	200	75	4.0	47	6.0	44	9.0	34		∅340
DILP250-315	250	250	110	7.0	50	10.0	40	12.0	27	∅55	∅340



Model	SUC	DIS	kW	Q(m ³ /min)	H(m)	Q(m ³ /min)	H(m)	Q(m ³ /min)	H(m)	M/2(∅)
DILP40-160-2	40	40	7.5	0.1	60	0.2	50	0.3	40	∅20
DILP40-200-2	40	40	11	0.1	90	0.2	85	0.3	75	
DILP50-160-2	50	50	11	0.3	60	0.5	50	0.7	40	∅20
DILP50-200-2	50	50	18.5	0.3	95	0.5	85	0.7	75	
DILP65-160-2	65	65	18.5	0.6	60	1.0	50	1.4	40	∅20
DILP65-200-2	65	65	30	0.6	90	1.0	85	1.4	75	